

S.K.P.GOVERNMENT DEGREE COLLEGE

Guntakal, Ananthapuram Dist, Andhra Pradesh

(Affiliated to Sri Krishnadevaraya University, Anantapur)

2018-19

Feed Back is collected from

1. Students
- 2.Alumni
3. Teachers
4. Employers .

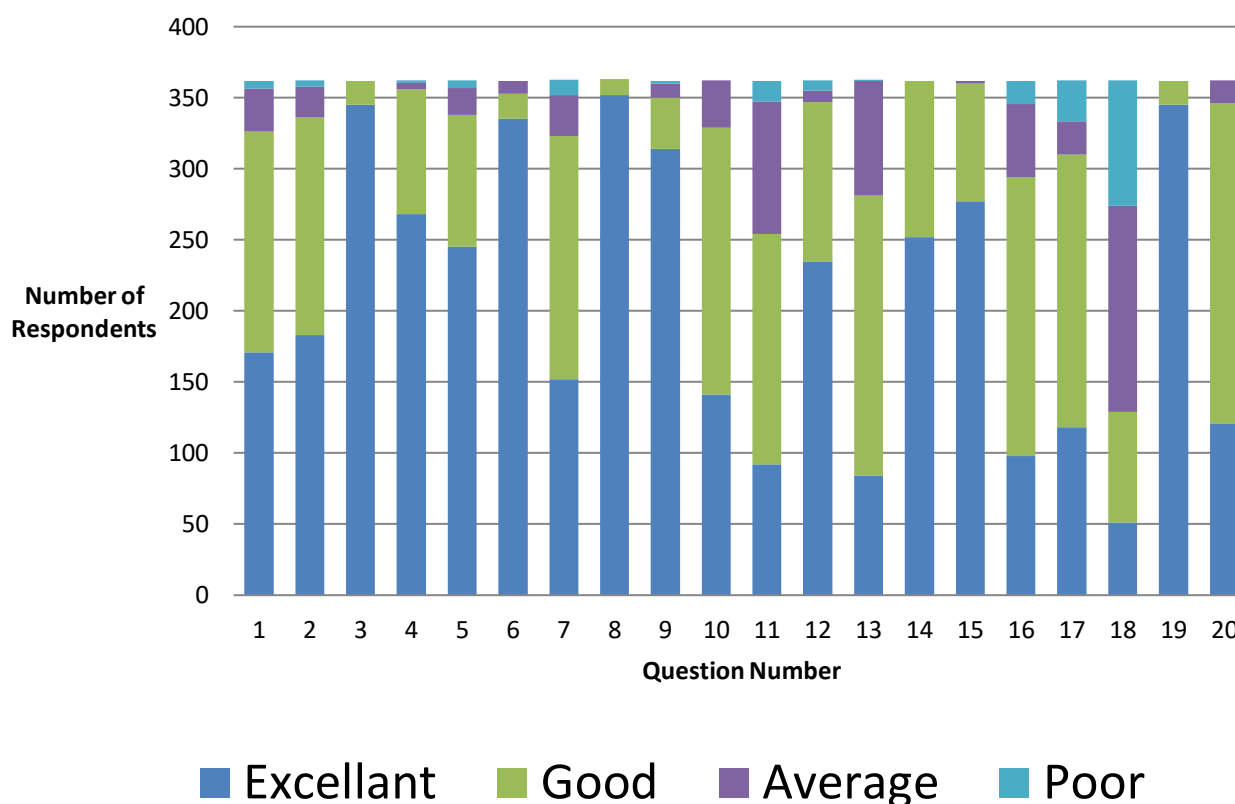
The feed back forms are designed by IQAC , After due permission from the Principal , feedback is collected from stake holders yearly once in February month. The feedback collected is analyzed and submitted to The Principal and Staff Council for necessary action . The feedback , analysis and ATR are placed in college web site.

STUDENTS FEED BACK

I.A.The following Questionnair is given to the students during for the academic year 2018-19

S.N	Parameter	Excellent (%)		Good (%)		Average (%)		Poor (%)	
1	Overall, educational experience in SKP Govt. College	171	47%	155	43%	31	8%	5	1%
2	Quality of the teaching faculty	183	51%	153	42%	22	6%	5	1%
3	Mentorship Program	345	95%	17	5%	0	0%	0	0%
4	Access to teaching faculty is good	268	74%	88	24%	5	1%	2	0%
5	Overall Infrastructure of the institution	245	68%	93	26%	19	5%	5	1%
6	Class and laboratory facilities	335	93%	18	5%	9	2%	0	0%
7	Library facility	152	42%	171	47%	29	8%	11	3%
8	Parking facility	352	97%	11	3%	0	0%	0	0%
9	Toilets & Washrooms	314	87%	36	10%	10	3%	2	0%
10	Common Rooms	141	39%	188	52%	33	9%	0	0%
11	Training & Placement	92	25%	162	45%	94	26%	14	4%
12	Sport and recreational facilities	235	65%	112	31%	8	2%	7	2%
13	Clubs and student organizations	84	23%	197	54%	81	22%	1	0%
14	Campus safety	252	70%	110	30%	0	0%	0	0%
15	Extracurricular activities	277	77%	83	23%	2	0%	0	0%
16	Canteen facility	98	27%	196	54%	51	14%	16	4%
17	Availably of Computers in the Campus	118	33%	192	53%	23	6%	29	8%
18	Wi-Fi Facility	51	14%	78	22%	145	40%	88	24%
19	Drinking Water Facility	345	95%	17	5%	0	0%	0	0%
20	Usage of ICT Classrooms by teachers	121	33%	225	62%	16	4%	0	0%

I.B. Student Feedback Analysis for 2018-19



I.C. Analysis of Student Feed back responses

The feedback forms are prepared by IQAC and with the help of Senior faculty , the forms are distributed to students in the classes and feed back is collected and analyzed The Student feed back is collected from 362 students and the responses are analyzed. The report is presented to Principal and Staff Council for necessary action and improvements in next academic year.

Feedback where more than 90% students expressed satisfaction :

- ✓ Quality of the teaching faculty
- ✓ Mentorship Program
- ✓ Access to teaching faculty is good
- ✓ Overall Infrastructure of the institution
- ✓ Class and laboratory facilities
- ✓ Parking facility

- ✓ Common Rooms
- ✓ Toilets & Washrooms
- ✓ Sport and recreational facilities
- ✓ Campus safety
- ✓ Extracurricular activities
- ✓ Drinking Water Facility
- ✓ Usage of ICT Classrooms by teachers

Feedback where satisfaction levels are between 75-90%

- ✓ Library facility
- ✓ Clubs and student organizations
- ✓ Canteen facility
- ✓ Availability of Computers in the Campus

Feedback where satisfaction levels are less than 75% :

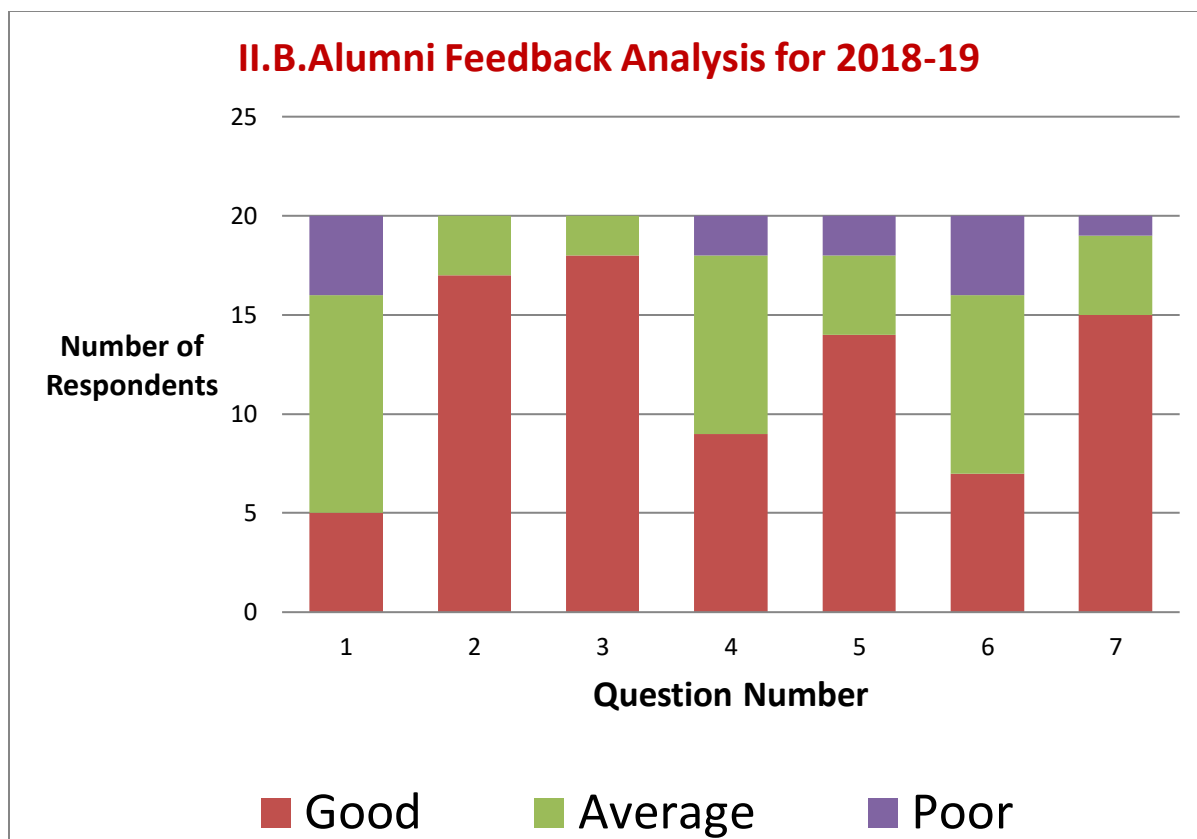
- ✓ Training & Placement (70%)
- ✓ Wi-Fi Facility (35%)
- ✓ Clubs and Student Organisations (78%)
- ✓ Canteen Facilities (84%)

SUGGESTIONS OF THE STUDENTS :

- Training and placement activities to be improved
- Wi-fi not available in many areas of the college
- PG Entrance Coaching needed in the college
- Coaching to Civil Services, Group-1&2 , Defence and Police to be conducted in the college
- Quality of Canteen facilities to be improved
- Student Organisations to be allowed in the institution
- Number of computers availability to be increased

II.A. Alumni Feedback responses are given below for 2018-19

Q.No	Feedback Question	Good	Average	Poor
1	How do you rate the courses that you have learnt in the college in relation to your current job / occupation ?	5	11	4
2	Infrastructure and Lab facilities	17	3	0
3	Faculty	18	2	0
4	Library	9	9	2
5	Office Staff	14	4	2
6	Educational Resources:	7	9	4
7	Overall Rating of the College :	15	4	1



II.C. Analysis of Alumni Feed back Responses

The feedback forms are prepared by IQAC and with the help of Alumni Committee ,the forms are distributed to Alumni in Alumni meetings and feed back is collected and analyzed . The Alumni feed back is collected from 20 Alumnus as sample survey and the responses are analyzed. The report is presented to Principal and Staff Council for necessary action .

Feedback where satisfaction levels are more than 80%

- ✓ Overall Rating of the College :
- ✓ Faculty
- ✓ Infrastructure and Lab Facilities

Feedback where satisfaction levels are between 70-80%

- ✓ Office Staff

Feedback where satisfaction levels are less than 70%

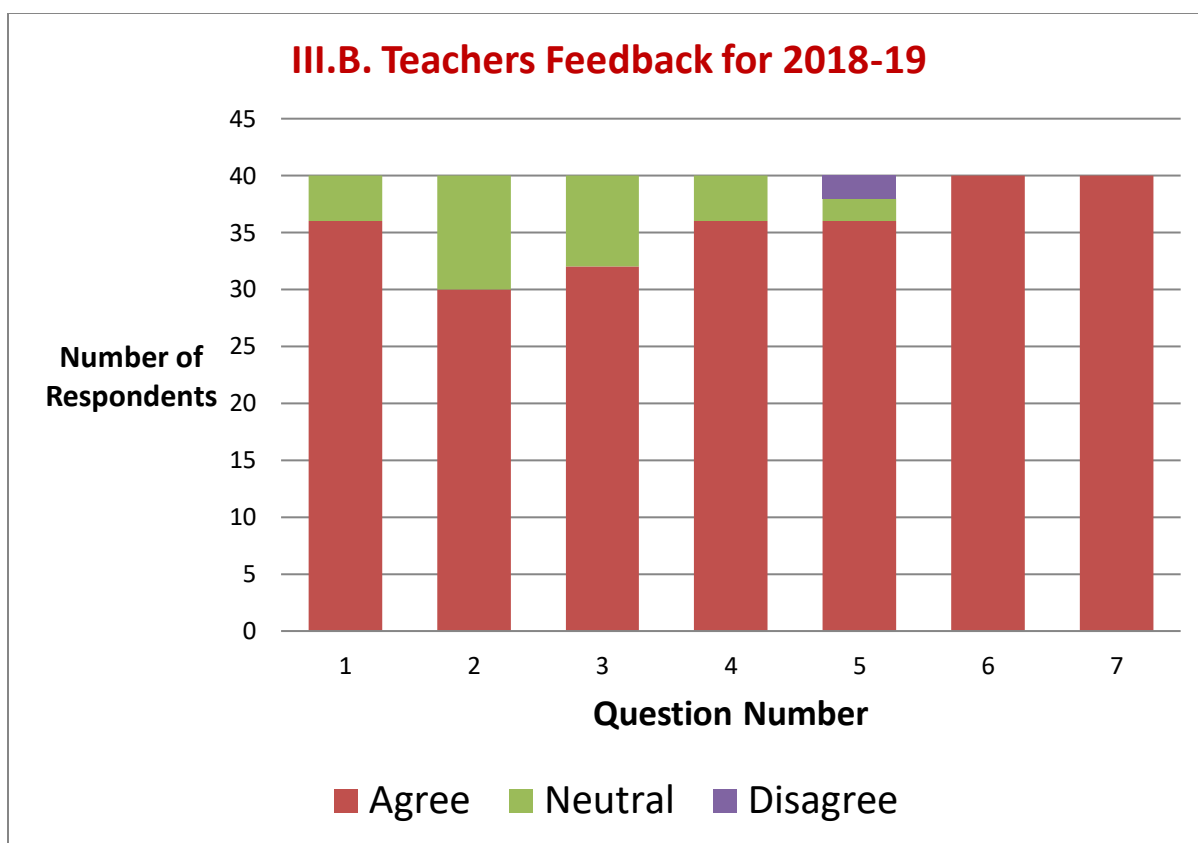
- ✓ How do you rate the courses that you have learnt in the college in relation to your current job / occupation ?
- ✓ Library
- ✓ Educational Resources:

SUGGESTIONS OF THE ALUMNI

- Introduction of market based courses/Field based courses
- Improvement in ICT usage by staff and students
- Computer training to Non computers Students
- New Library books and journals to be made available

III.A. Teachers Feedback responses are given below for 2018-19

- 17Q.No	Feedback Question	Agree	Neutral	Disagree
1	Current syllabus is need based	36	4	0
2	Curriculum having current content	30	10	0
3	Programmes outcomes of the syllabi is well defined	32	8	0
4	Curriculum having good academic flexibility	36	4	0
5	It is comfortable to adopt new pedagogical teaching techniques in the stipulated time period as planned for curriculum transaction.	36	2	2
6	The College facilitates ICT based teaching	40	0	0
7	Internal Assessment is beneficial and enhances learning levels of students	40	0	0



III.C. Analysis of Teachers Feed back Responses

The feedback forms are prepared by IQAC and the feedback forms are distributed to Staff and feedback is collected and analyzed. The Teachers feedback is collected from 40 Staff members as sample survey and the responses are analyzed. The report is presented to Principal for necessary action.

Except in three aspects of the feedback, teachers expressed satisfaction or consent to the present system to the extent of almost 90% -100%. The issues in which teachers had varied opinions are as follows:

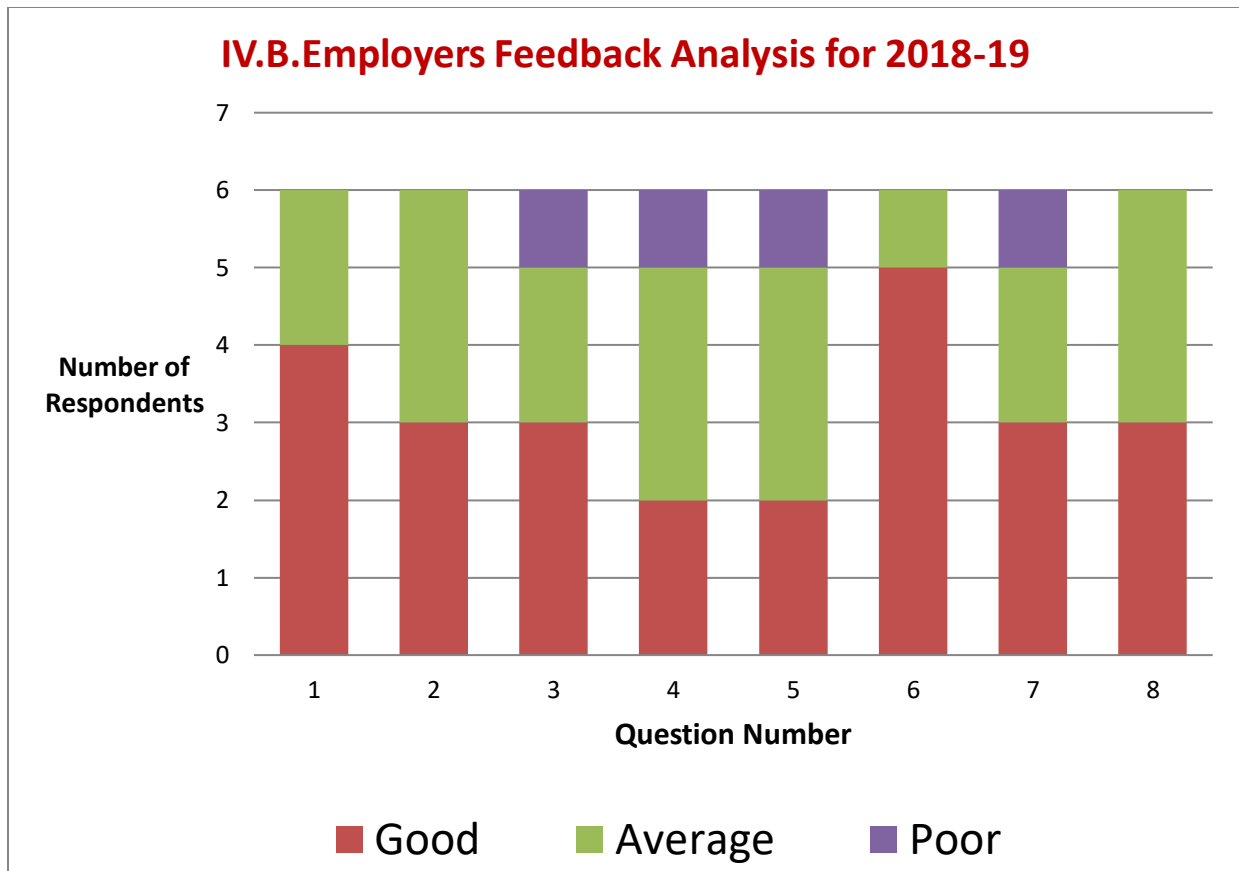
- ✓ It is comfortable to adopt new pedagogical teaching techniques in the stipulated time period as planned for curriculum transaction: 5% of teachers expressed difficulty to new changing CBCS syllabus and pedagogical methods.

TEACHERS SUGGESTION :

- MS Office Training to teaching and Non teaching Staff to acclimatise them in ICT skills

IV.A. Employers Feedback responses are given below for 2018-19

Q.N.	Feedback Question	Good	Average	Poor
1	Subject Knowledge	4	2	0
2	Personality Test/Interview	3	3	0
3	Confidence and Attitude Levels	3	2	1
4	Performance in Group Discussion	2	3	1
5	Communication Skills	2	3	1
6	Technical Skills (MS office etc)	5	1	0
7	Leadership skills and Motivational Levels	3	2	1
8	On overall , How do you rate the students of S.K.P. Government College	3	3	0



IV.C. Analysis of Employers Feed back Responses

Feedback where satisfaction levels are more than 75%

- ✓ Subject Knowledge
- ✓ Technical Skills

Feedback where satisfaction levels are $\leq 50\%$

- ✓ Communication Skills
- ✓ Confidence and Attitude Levels
- ✓ Performance in Group Discussion
- ✓ Personality Test/Interview
- ✓ Leadership skills and Motivational Levels
- ✓ On overall , How do you rate the students of S.K.P. Government College

EMPLOYERS SUGGESTIONS :

- English speaking ability is poor in students from rural background.
- Confidence levels are average need to hone English speaking ability and boost confidence by individual counselling.
- Separate Spoken English classes/Group Discussions may be conducted and motivational speakers may be invited to boost confidence levels and attitude.